K2 Research & Development SuperBoost Brace Installation

The K2 SuperBoost Brace is intended for supercharged vehicles to support the factory alternator. The factory alternator mount is weak and will flex forward in certain cases causing premature belt wear and belt breakage.

Remove air intake to gain access to the alternator and engine mount



Air intake removed for access to the alternator and engine mount

K2 Research & Development SuperBoost Brace Installation



Remove the 15mm engine mount nut



Place brace in the engine bay with the hole in the rear placed over the engine mount stud. Be sure that the front is under the standout marked with the red arrow.



Tighten the 15mm engine mount bolt. Snug tensioning bolt by hand, then tighten an additional ½ turn with 1/2” wrench. Once set, tighten locking bolts with 3/16” allen